

Navigator® MultiStrategy

Tactically Navigate the Markets with an Active Approach

The U.S. equity and fixed income markets offer a variety of growth opportunities, but they also present a number of unique challenges and risks. We believe investors may benefit from a disciplined, quantitatively managed asset allocation that actively pursues opportunities while guarding against undue risk.

Participate in U.S. Equity Trends

Allocate to areas of the U.S. equity markets that are outperforming their peers on a relative basis.

The strategy is grounded in a quantitatively based relative strength research process. It seeks to identify and participate in the leading U.S. equity styles (growth & value), factors (such as momentum, volatility, and quality), and market capitalizations (large, medium and small).

Utilize a Flexible Bond Approach

Pursue opportunities in the high yield and investment grade sectors while having the ability to allocate to safer fixed income sectors when indicated.

The strategy uses an asset allocation policy that seeks to rotate among:

- High yield and investment grade
- U.S. Treasuries
- Cash equivalents

Maintain the Investor's Appropriate Risk Allocation

Multiple asset allocation portfolios designed to meet the goals and objectives of the individual investor.

The strategy is available in three equity/fixed income allocations: 75/25, 50/50, 25/75. While the underlying equity and fixed income holdings are actively managed, the overall asset allocation will be rebalanced as needed to maintain the proper risk profile.

Tactical Fixed Income Exposure

Allocates to the Navigator Tactical Fixed Income Fund and Navigator Tactical Investment Grade Bond Fund

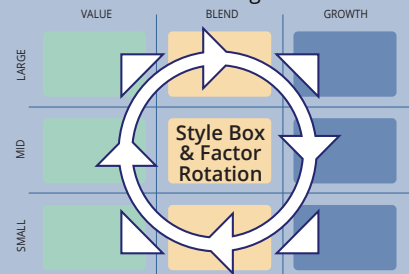


The strategy seeks to deliver total return with a secondary goal of income while maintaining liquidity and flexibility.



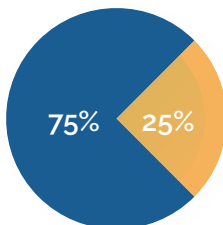
Navigator U.S. Style Opportunity

The investable universe is ranked and weighted.

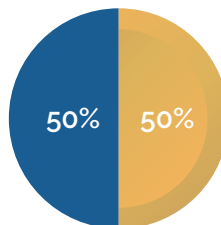


This strategy invests in an opportunistic allocation of U.S. style box and equity factor exchange traded funds. The strategy seeks capital appreciation and is designed to adapt to changing market themes in order to pursue investment opportunity.

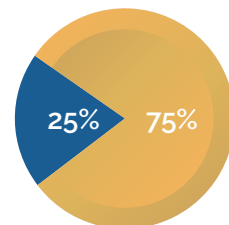
Available in 3 Equity/Fixed Income Allocations



Navigator® MultiStrategy 75-25



Navigator® MultiStrategy 50-50



Navigator® MultiStrategy 25-75



Building on Momentum with Relative Strength

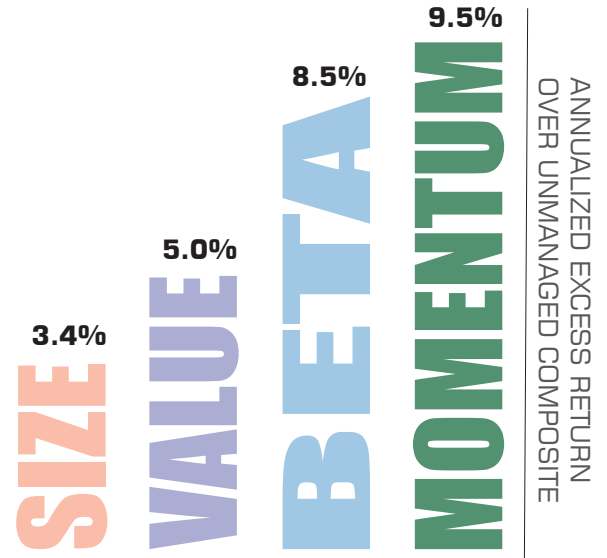
Navigator® MultiStrategy utilizes Clark Capital's quantitative, relative strength-based research process across both equity and fixed income in pursuit of alpha over a full market cycle.

What Is Relative Strength?

Relative strength is a momentum-based, quantitative approach to investing grounded in over 80 years of academic research. It compares the price action of a single security or asset class against all other investment vehicles in its category. Over time, it seeks to identify and exploit outperforming and underperforming trends.

Why Use Relative Strength?

- May produce better risk-adjusted returns over time compared to an unmanaged portfolio.
- Employs historical data that is not affected by emotion or personal bias and does not rely on forecasting.
- Allows price movements of global markets to determine trends, providing definable entry and exit points for trades.
- Utilizes a disciplined and objective approach that can adapt to new market themes as they emerge.
- May improve diversification when combined with a fundamental approach.



The four investment factors above generated annualized excess returns over an unmanaged composite from 1927 through 2014.

*Relative strength is a momentum-based strategy. Nobel prize winning economist Eugene Fama and Dartmouth professor Kenneth French analyzed investment returns from 1927 through 2014. Of the four factors they studied, momentum delivered consistent outperformance versus the unmanaged composite of stocks in the NYSE, AMEX, and NASDAQ.**

Create a Proposal for Your Client Today

For more information on Navigator® MultiStrategy, contact your Investment Consultant or call 800.766.2264

The opinions referenced are as of the date of publication and are subject to change due to changes in the market or economic conditions and may not necessarily come to pass. There is no guarantee of the future performance of any Clark Capital investments portfolio. Material presented has been derived from sources considered to be reliable, but the accuracy and completeness cannot be guaranteed. Nothing herein should be construed as a solicitation, recommendation or an offer to buy, sell or hold any securities, other investments or to adopt any investment strategy or strategies. For educational use only. This information is not intended to serve as investment advice. This material is not intended to be relied upon as a forecast or research. The investment or strategy discussed may not be suitable for all investors. Investors must make their own decisions based on their specific investment objectives and financial circumstances. Past performance does not guarantee future results.

This document may contain certain information that constitutes forward-looking statements which can be identified by the use of forward-looking terminology such as "may," "expect," "will," "hope," "forecast," "intend," "target," "believe," and/or comparable terminology (or the negative thereof). Forward looking statements cannot be guaranteed. No assurance, representation, or warranty is made by any person that any of Clark Capital's assumptions, expectations, objectives, and/or goals will be achieved. Nothing contained in this document may be relied upon as a guarantee, promise, assurance, or representation as to the future.

Clark Capital Management Group, Inc. is an investment adviser registered with the U.S. Securities and Exchange Commission. Registration does not imply a certain level of skill or training. More information about Clark Capital's advisory services and fees can be found in its Form ADV which is available upon request. CCM-670